




Duetto annual pump check and home made leak detector.



Loosen pump clamp and gently ease off housing and move slightly to one side. Inspect for evidence of leaking. If all good make paper leak detector from absorbent kitchen towel (should be of synthetic fibre type). Roll towel into tight tube as shown. Place part of towel in bottom of pump well and fill the well with Molykote 111.

Ensure towel also comes up and uncovered portion sits on top of Molykote 111 as well. This is to try and detect leakage that stays above the Molykote as well as that which goes below....avoid central key.

Use water soluble ink and put a line on the kitchen towel as shown...Pump can now be quickly checked just by removing top panel. **If this line ever blurs, immediately check pump. Please note that leaking may have been happening for some time before line blurs, take immediate action.**

Molykote is a thick silicone grease. Inspect annually and redistribute Molykote as required.